WNSC2D021200D

Silicon Carbide Diode

Rev.03 - 18 November 2026 Product data sheet

1. General description

Silicon Carbide Schottky diode in a TO252 (DPAK) plastic package, designed for high frequency switched-mode power supplies.

RoHS Halogen-Free Lead-Free

2. Features and benefits

- Highly stable switching performance
- High forward surge capability I_{FSM}
- Extremely fast reverse recovery time
- Superior in efficiency to Silicon Diode alternatives
- Reduced losses in associated MOSFET
- Reduced EMI
- Reduced cooling requirements
- RoHS compliant
- High junction operating temperature capability ($T_{j(max)}$ = 175 °C)

3. Applications

- Power factor correction
- Telecom / Server SMPS
- UPS
- PV inverter
- PC Silverbox
- LED / OLED TV
- Motor Drives

4. Quick reference data

Table 1. Quick reference data

Symbol	Parameter	Conditions	Notes	Values			Unit
Absolute maximum rating							
V_{RRM}	repetitive peak reverse voltage			1200			V
I_F	continuous forward current	T_{mb} ≤ 163 °C, DC; Fig. 2		2			A
T_j	junction temperature			175			°C
Symbol	**Parameter**	**Conditions**	**Notes**	**Min**	**Typ**	**Max**	**Unit**
Static characteristics							
V_F	forward voltage	I_F = 2 A; T_j = 25 °C; Fig. 5		-	1.42	1.60	V
		I_F = 2 A; T_j = 150 °C; Fig. 5		-	1.90	2.30	V
Dynamic characteristics							
Q_r	recovered charge	I_F = 2 A; dI_F/dt = 500 A/µs; V_R = 400 V; T_j = 25 °C; Fig. 7		-	4	-	nC

5. Pinning information

Table 2. Pinning information

Pin	Symbol	Description	Simplified outline	Graphic symbol
1	n.c.	not connected	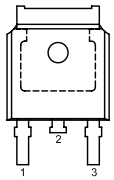	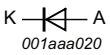
2	K	cathode [1]		
3	A	anode		
mb	K	mounting base; connected to cathode		

[1] It is not possible to connect to pin 2 of the TO252 package.

6. Ordering information

Table 3. Ordering information

Type number	Package name	Orderable part number	Packing method	Small packing quantity	Package version	Package issue date
WNSC2D021200D	TO252	WNSC2D021200D6J	Reel	2500	TO252NS	14-Nov-2016

7. Marking

Table 4. Marking codes

Type number	Marking codes
WNSC2D021200D	WNSC2D 02120D

All information provided in this document is subject to legal disclaimers.
© WeEn Semiconductors Co., Ltd. 2026. All rights reserved

8. Limiting values

Table 5. Limiting values

In accordance with the Absolute Maximum Rating System (IEC 60134).

Symbol	Parameter	Conditions	Notes	Values	Unit
V_{RRM}	repetitive peak reverse voltage			1200	V
V_{RWM}	crest working reverse voltage			1200	V
V_R	reverse voltage	DC		1200	V
I_F	continuous forward current	$T_{mb} \leq 163$ °C, DC; Fig. 2		2	A
		$T_{mb} \leq 125$ °C, DC; Fig. 2		4	A
		$T_{mb} \leq 25$ °C, DC; Fig. 2		8	A
I_{FRM}	repetitive peak forward current	$\delta = 0.5$; $t_p = 25$ µs; $T_{mb} = 125$ °C; square-wave pulse		6	A
I_{FSM}	non-repetitive peak forward current	$t_p = 10$ ms; $T_{j(init)} = 25$ °C; sine-wave pulse		26	A
		$t_p = 10$ µs; $T_{j(init)} = 25$ °C; square-wave pulse		200	A
I^2t	I^2t for fusing	sine-wave pulse; $T_{j(init)} = 25$ °C; $t_p = 10$ ms		3.38	A^2s
T_{stg}	storage temperature			-55 to 175	°C
T_j	junction temperature			-55 to 175	°C

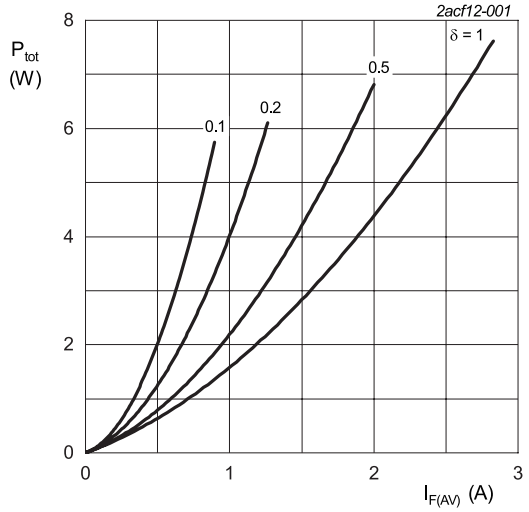

$I_{F(AV)} = I_{F(RMS)} \times \sqrt{\delta}$

$V_o = 0.972$ V; $R_s = 0.6094$ Ω

Fig. 1. Forward power dissipation as a function of average forward current; square waveform; maximum values

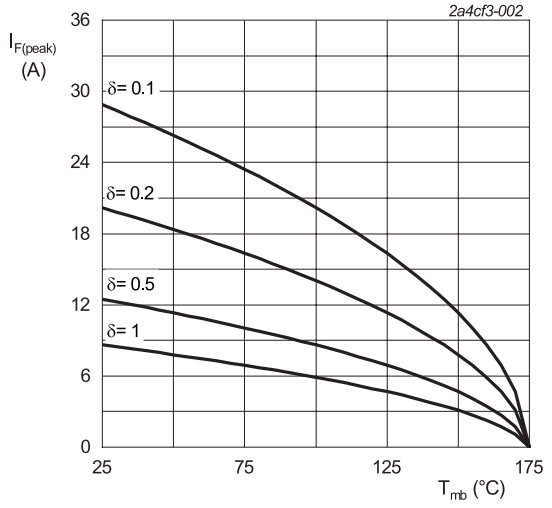

Fig. 2. Current derating as a function of mounting base temperature

All information provided in this document is subject to legal disclaimers.

© WeEn Semiconductors Co., Ltd. 2026. All rights reserved

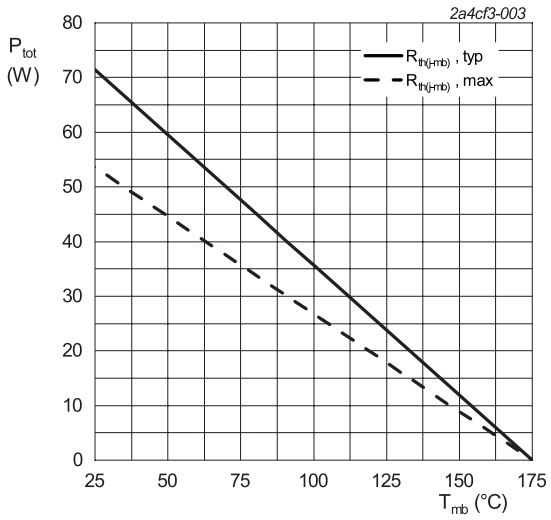

Fig. 3. Total power dissipation as a function of mounting base temperature

All information provided in this document is subject to legal disclaimers.

© WeEn Semiconductors Co., Ltd. 2026. All rights reserved

9. Thermal characteristics

Table 6. Thermal characteristics

Symbol	Parameter	Conditions	Notes	Min	Typ	Max	Unit
$R_{th(j-mb)}$	thermal resistance from junction to mounting base	with heatsink compound; Fig. 4		-	2.1	2.8	K/W
$R_{th(j-a)}$	thermal resistance from junction to ambient free air	in free air		-	60	-	K/W

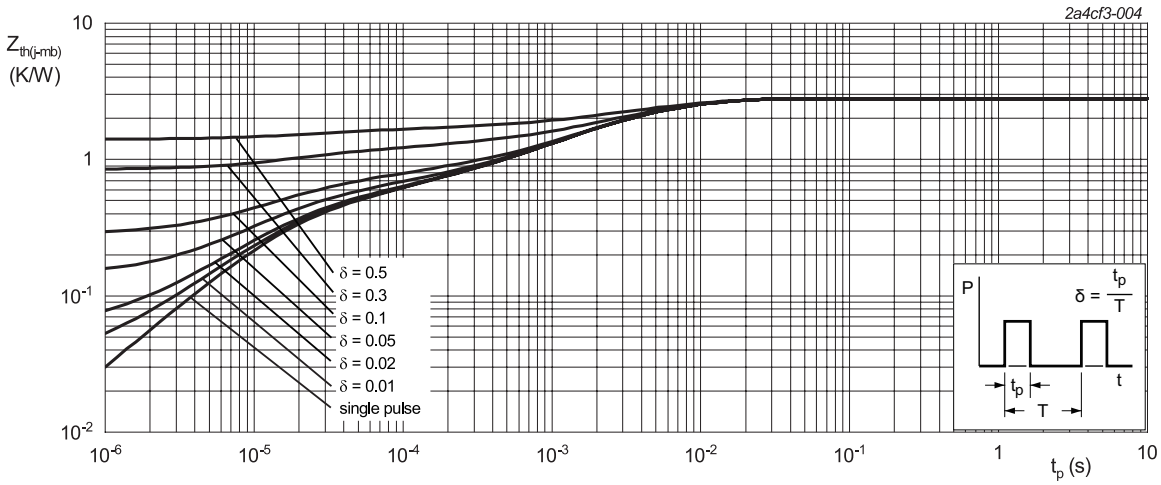

Fig. 4. Transient thermal impedance from junction to mounting base as a function of pulse duration

All information provided in this document is subject to legal disclaimers.

© WeEn Semiconductors Co., Ltd. 2026. All rights reserved

10. Characteristics

Table 7. Characteristics

Symbol	Parameter	Conditions	Notes	Min	Typ	Max	Unit
Static characteristics							
V_F	forward voltage	I_F = 2 A; T_j = 25 °C; Fig. 5		-	1.42	1.60	V
		I_F = 2 A; T_j = 150 °C; Fig. 5		-	1.90	2.30	V
		I_F = 2 A; T_j = 175 °C; Fig. 5		-	2.00	2.50	V
I_R	reverse current	V_R = 1200 V; T_j = 25 °C; Fig. 6		-	0.5	10	µA
		V_R = 1200 V; T_j = 175 °C; Fig. 6		-	25	-	µA
Dynamic characteristics							
Q_r	recovered charge	I_F = 2 A; V_R = 400 V; dI_F/dt = 500 A/µs; T_j = 25 °C; Fig. 7		-	4	-	nC
C_d	diode capacitance	f = 1 MHz; V_R = 1 V; T_j = 25 °C		-	95	-	pF
		f = 1 MHz; V_R = 400 V; T_j = 25 °C		-	10	-	pF
		f = 1 MHz; V_R = 800 V; T_j = 25 °C		-	8	-	pF
E_{as}	non-repetitive avalanche energy	I_R = 2 A; L = 10 mH; $T_{j(init)}$ = 25 °C		18	-	-	mJ

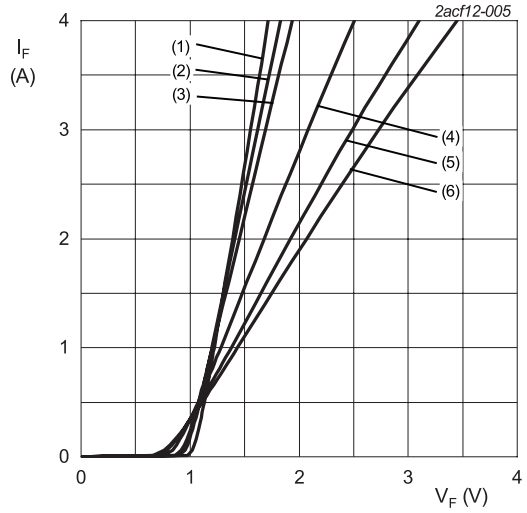

V_o = 0.972 V; R_s = 0.6094 Ω
(1) T_j = -55 °C; typical values
(2) T_j = 0 °C; typical values
(3) T_j = 25 °C; typical values
(4) T_j = 100 °C; typical values
(5) T_j = 150 °C; typical values
(6) T_j = 175 °C; typical values

Fig. 5. Forward current as a function of forward voltage; typical values

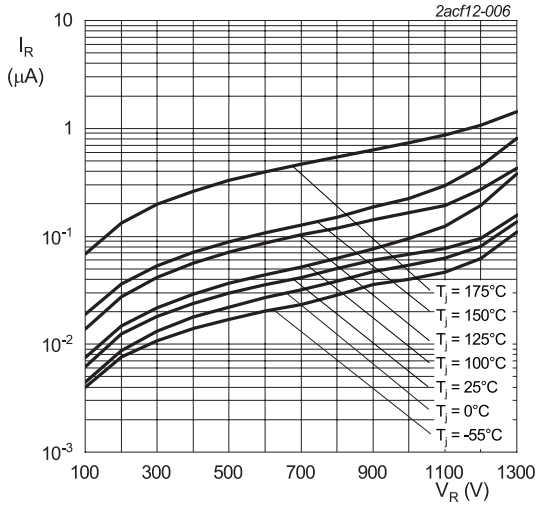

Fig. 6. Reverse leakage current as a function of reverse voltage; typical value

All information provided in this document is subject to legal disclaimers.

© WeEn Semiconductors Co., Ltd. 2026. All rights reserved

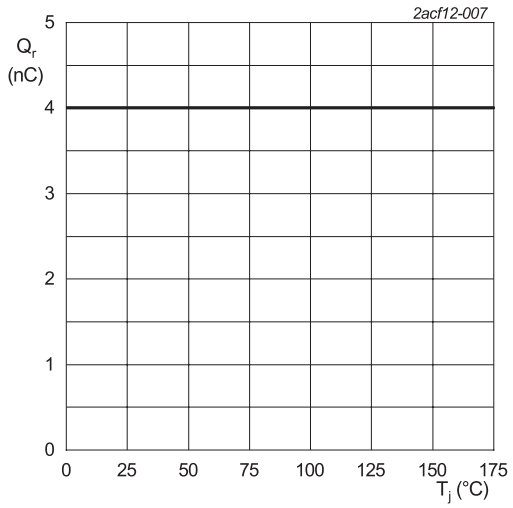

Fig. 7. Recovered charge as a function of junction temperature

All information provided in this document is subject to legal disclaimers.

© WeEn Semiconductors Co., Ltd. 2026. All rights reserved

11. Package outline

Plastic single-ended surface-mounted package (DPAK); 3 leads (one lead cropped) TO252

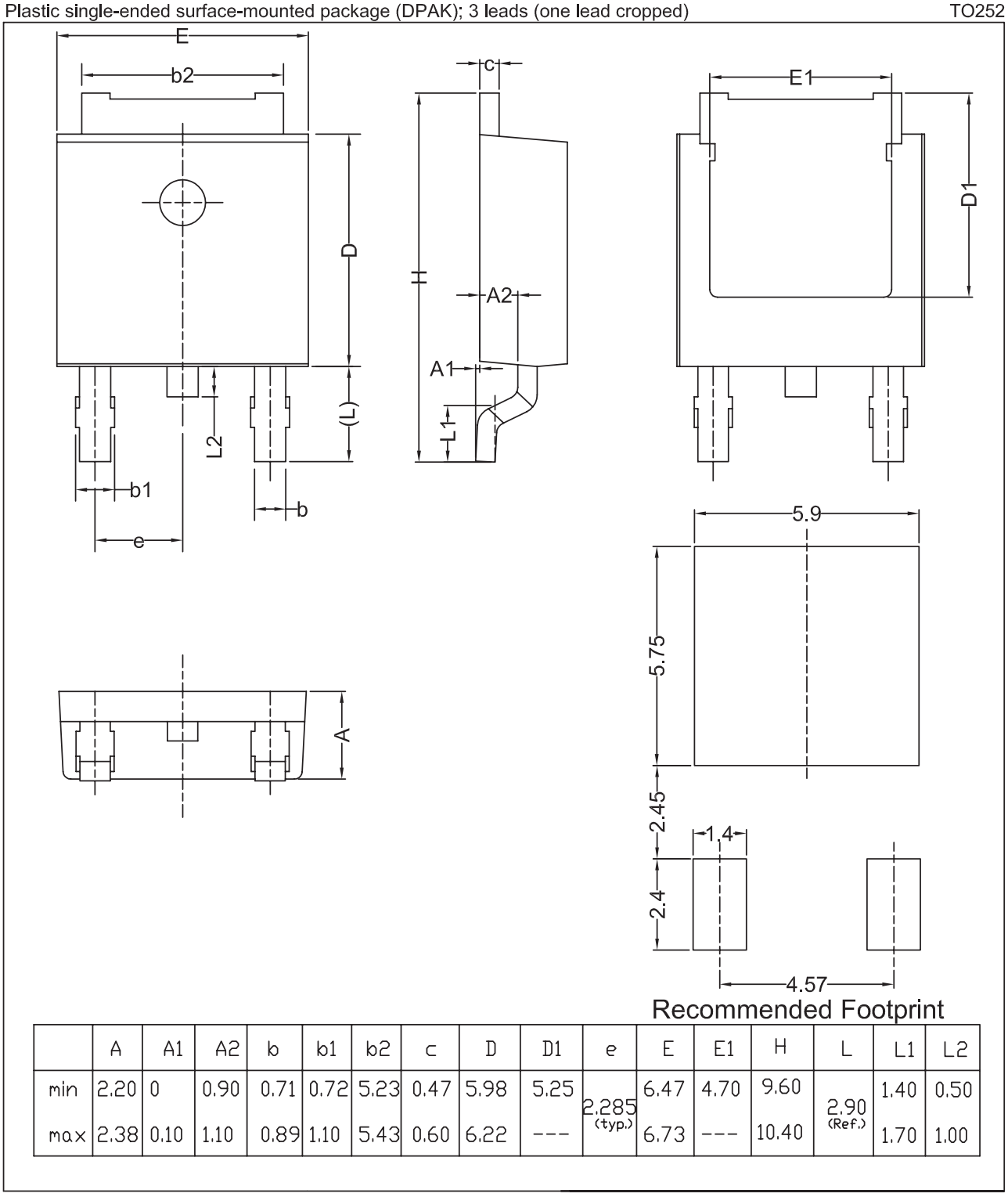

	A	A1	A2	b	b1	b2	c	D	D1	e	E	E1	H	L	L1	L2
min	2.20	0	0.90	0.71	0.72	5.23	0.47	5.98	5.25	2.285 (typ.)	6.47	4.70	9.60	2.90 (Ref.)	1.40	0.50
max	2.38	0.10	1.10	0.89	1.10	5.43	0.60	6.22	---		6.73	---	10.40		1.70	1.00

All information provided in this document is subject to legal disclaimers.

© WeEn Semiconductors Co., Ltd. 2026. All rights reserved

12. Legal information

Data sheet status

Document status [1][2]	Product status [3]	Definition
Objective [short] data sheet	Development	This document contains data from the objective specification for product development.
Preliminary [short] data sheet	Qualification	This document contains data from the preliminary specification.
Product [short] data sheet	Production	This document contains the product specification.

[1] Please consult the most recently issued document before initiating or completing a design.
[2] The term 'short data sheet' is explained in section "Definitions".
[3] The product status of device(s) described in this document may have changed since this document was published and may differ in case of multiple devices. The latest product status information is available on the Internet at URL http://www.ween-semi.com.

Definitions

Draft — The document is a draft version only. The content is still under internal review and subject to formal approval, which may result in modifications or additions. WeEn Semiconductors does not give any representations or warranties as to the accuracy or completeness of information included herein and shall have no liability for the consequences of use of such information.

Short data sheet — A short data sheet is an extract from a full data sheet with the same product type number(s) and title. A short data sheet is intended for quick reference only and should not be relied upon to contain detailed and full information. For detailed and full information see the relevant full data sheet, which is available on request via the local WeEn Semiconductors sales office. In case of any inconsistency or conflict with the short data sheet, the full data sheet shall prevail.

Product specification — The information and data provided in a Product data sheet shall define the specification of the product as agreed between WeEn Semiconductors and its customer, unless WeEn Semiconductors and customer have explicitly agreed otherwise in writing. In no event however, shall an agreement be valid in which the WeEn Semiconductors product is deemed to offer functions and qualities beyond those described in the Product data sheet.

Disclaimers

Limited warranty and liability — Information in this document is believed to be accurate and reliable. However, WeEn Semiconductors does not give any representations or warranties, expressed or implied, as to the accuracy or completeness of such information and shall have no liability for the consequences of use of such information. WeEn Semiconductors takes no responsibility for the content in this document if provided by an information source outside of WeEn Semiconductors.

In no event shall WeEn Semiconductors be liable for any indirect, incidental, punitive, special or consequential damages (including - without limitation - lost profits, lost savings, business interruption, costs related to the removal or replacement of any products or rework charges) whether or not such damages are based on tort (including negligence), warranty, breach of contract or any other legal theory.

Notwithstanding any damages that customer might incur for any reason whatsoever, WeEn Semiconductors' aggregate and cumulative liability towards customer for the products described herein shall be limited in accordance with the *Terms and conditions of commercial sale* of WeEn Semiconductors.

Right to make changes — WeEn Semiconductors reserves the right to make changes to information published in this document, including without limitation specifications and product descriptions, at any time and without notice. This document supersedes and replaces all information supplied prior to the publication hereof.

Suitability for use — WeEn Semiconductors products are not designed, authorized or warranted to be suitable for use in life support, life-critical or safety-critical systems or equipment, nor in applications where failure or malfunction of an WeEn Semiconductors product can reasonably be expected to result in personal injury, death or severe property or environmental damage. WeEn Semiconductors and its suppliers accept no liability for inclusion and/or use of WeEn Semiconductors products in such equipment or applications and therefore such inclusion and/or use is at the customer's own risk.

Quick reference data — The Quick reference data is an extract of the product data given in the Limiting values and Characteristics sections of this document, and as such is not complete, exhaustive or legally binding.

Applications — Applications that are described herein for any of these products are for illustrative purposes only. WeEn Semiconductors makes no representation or warranty that such applications will be suitable for the specified use without further testing or modification.

Customers are responsible for the design and operation of their applications and products using WeEn Semiconductors products, and WeEn Semiconductors accepts no liability for any assistance with applications or customer product design. It is customer's sole responsibility to determine whether the WeEn Semiconductors product is suitable and fit for the customer's applications and products planned, as well as for the planned application and use of customer's third party customer(s). Customers should provide appropriate design and operating safeguards to minimize the risks associated with their applications and products.

WeEn Semiconductors does not accept any liability related to any default, damage, costs or problem which is based on any weakness or default in the customer's applications or products, or the application or use by customer's third party customer(s). Customer is responsible for doing all necessary testing for the customer's applications and products using WeEn Semiconductors products in order to avoid a default of the applications and the products or of the application or use by customer's third party customer(s). WeEn does not accept any liability in this respect.

Limiting values — Stress above one or more limiting values (as defined in the Absolute Maximum Ratings System of IEC 60134) will cause permanent damage to the device. Limiting values are stress ratings only and (proper) operation of the device at these or any other conditions above those given in the Recommended operating conditions section (if present) or the Characteristics sections of this document is not warranted. Constant or repeated exposure to limiting values will permanently and irreversibly affect the quality and reliability of the device.

No offer to sell or license — Nothing in this document may be interpreted or construed as an offer to sell products that is open for acceptance or the grant, conveyance or implication of any license under any copyrights, patents or other industrial or intellectual property rights.

Export control — This document as well as the item(s) described herein may be subject to export control regulations. Export might require a prior authorization from competent authorities.

Non-automotive qualified products — Unless this data sheet expressly states that this specific WeEn Semiconductors product is automotive qualified, the product is not suitable for automotive use. It is neither qualified nor tested in accordance with automotive testing or application requirements. WeEn Semiconductors accepts no liability for inclusion and/or use of non-automotive qualified products in automotive equipment or applications.

In the event that customer uses the product for design-in and use in automotive applications to automotive specifications and standards, customer (a) shall use the product without WeEn Semiconductors' warranty of the product for such automotive applications, use and specifications, and (b) whenever customer uses the product for automotive applications beyond WeEn Semiconductors' specifications such use shall be solely at customer's own risk, and (c) customer fully indemnifies WeEn Semiconductors for any liability, damages or failed product claims resulting from customer design and use of the product for automotive applications beyond WeEn Semiconductors' standard warranty and WeEn Semiconductors' product specifications.

All information provided in this document is subject to legal disclaimers.

© WeEn Semiconductors Co., Ltd. 2026. All rights reserved

Translations — A non-English (translated) version of a document is for reference only. The English version shall prevail in case of any discrepancy between the translated and English versions.

Trademarks

Notice: All referenced brands, product names, service names and trademarks are the property of their respective owners.

All information provided in this document is subject to legal disclaimers.

© WeEn Semiconductors Co., Ltd. 2026. All rights reserved

13. Contents

1. General description 1
2. Features and benefits 1
3. Applications 1
4. Quick reference data 1
5. Pinning information 2
6. Ordering information 2
7. Marking 2
8. Limiting values 3
9. Thermal characteristics 5
10. Characteristics 6
11. Package outline 8
12. Legal information 9
13. Contents 11

© WeEn Semiconductors Co., Ltd. 2026. All rights reserved

For more information, please visit: http://www.ween-semi.com
For sales office addresses, please send an email to: salesaddresses@ween-semi.com
Date of release: 18 November 2026